

MITSUBISHI ELECTRIC

MSZ AY / MSZ-AP



Think air conditioning



Efficiency Rating
A+++



Plasma Quad
Connect
compatible



Low noise night
mode



Double Vanes for
even airflow

The **MSZ-AY & MSZ-AP** wall mounted systems deliver excellent flexibility and energy efficiency for air conditioning projects.

The range benefits from a stylish design, air purifying properties and a range of capacities from 1.5kW to 7.1kW. With connection capability to single as well as multi-split systems, the Elegance series is a great fit for residential and light commercial applications.

Key Features & Benefits:

- Elegant and sleek design to complement multiple application types.
- High seasonal efficiencies, offering energy savings and low running costs Low noise levels, including Night Mode setting, for minimal disturbance to occupants.
- In-room air purification through advanced V-Blocking filter, neutralising bacteria, viruses, allergens, dust and mould.
- Luxury Matt finish ensures easy cleaning and consistent premium appearance (MSZ-AY only).
- Self-cleaning mode prevents mould and odours, allowing cleaner air to be delivered to the space (MSZ-AY only).
- Dual-Barrier coating on the heat exchanger, fan and air duct prevents dust and grease accumulation within the unit, ensuring long-term efficient operation (MSZ-AY only).
- Built-in Wi-Fi interface enables system control and monitoring via the Mitsubishi Electric MELCloud app; plus voice control - compatible with Amazon Alexa and Google Assistant-enabled devices.

Compatible with:




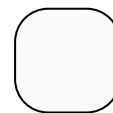
amazon alexa




Google Home



AVAILABLE COLOURS



MSZ-AP15~20VGK



MSZ-AY25~50VGK



MSZ-AP60~71VGK



MITSUBISHI ELECTRIC MSZ AY / MSZ-AP



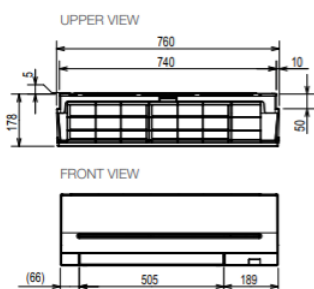
Think air conditioning

MSZ-AP / MSZ-AY INDOOR UNITS		MSZ-AP15VGK	MSZ-AP20VGK	MSZ-AY25VGK	MSZ-AY35VGK	MSZ-AY42VGK	MSZ-AY50VGK	MSZ-AP60VGK	MSZ-AP71VGK
CAPACITY (kW)	Heating (nominal)	1.7 (1.2-3.0)	2.5 (0.5-3.5)	3.2 (1.0-4.1)	4.0 (1.3-4.6)	5.2 (1.3-6.0)	5.5 (1.4-7.3)	6.8 (2.0-8.6)	8.0 (2.2-10.3)
	Cooling (nominal)	1.5 (0.9-2.7)	2.0 (0.6-2.7)	2.5 (0.9-3.4)	3.5 (1.1-3.8)	4.2 (0.9-4.5)	5.0 (1.4-5.4)	6.1 (1.4-7.3)	7.1 (2.0-8.7)
	Heating (UK)	-	2.06 (0.4-2.9)	2.64 (0.8-3.4)	3.3 (1.1-3.8)	4.45 (1.1-4.9)	4.78 (1.2-6.0)	5.6 (1.6-7.1)	6.68 (1.8-8.6)
	Cooling (UK)	-	1.98 (0.6-2.7)	2.48 (0.9-3.4)	3.47 (1.1-3.8)	4.17 (0.9-4.5)	4.95 (1.4-5.3)	6.05 (1.4-7.2)	7.04 (2.0-8.6)
SHF (nominal)		-	0.80	0.92	0.88	0.77	0.74	0.83	0.77
COP / EER (nominal)		-	4.17 / 4.35	4.10 / 4.17	3.88 / 3.54	3.74 / 3.23	3.74 / 3.24	4.07 / 3.84	3.82 / 3.53
SCOP / SEER (BS EN14825)		-	4.10 / 8.60	4.80 / 8.70	4.70 / 8.70	4.70 / 7.90	4.70 / 7.50	4.60 / 7.40	4.40 / 7.20
ErP ENERGY EFFICIENCY CLASS	Heating/Cooling	-	A+ / A+++	A++ / A+++	A++ / A+++	A++ / A++	A++ / A++	A++ / A++	A+ / A++
AIRFLOW (l/s)	Heating - SLo-Lo-Mid-Hi-SHi	62-73-83-100-113	62-73-83-100-122	67-83-110-133-197	67-83-110-133-197	73-90-116-143-215	80-95-121-151-215	180-223-257-290-338	170-192-220-255-320
	Cooling - SLo-Lo-Mid-Hi-SHi	58-65-77-92-107	58-65-77-92-115	60-83-105-130-175	60-83-105-130-185	75-95-116-140-175	86-106-125-151-195	157-183-220-267-315	160-192-220-255-310
PIPE SIZE mm (in)	Gas	9.52 (3/8")	9.52 (3/8")	9.52 (3/8")	9.52 (3/8")	9.52 (3/8")	9.52 (3/8")	12.7 (1/2")	12.7 (1/2")
	Liquid	6.35 (1/4")	6.35 (1/4")	6.35 (1/4")	6.35 (1/4")	6.35 (1/4")	6.35 (1/4")	6.35 (1/4")	6.35 (1/4")
	Heating - SLo-Lo-Mid-Hi-SHi	21-26-30-35-40	21-26-30-35-42	18-24-34-39-45	18-24-31-38-45	21-29-35-40-45	28-33-38-43-48	30-37-41-45-48	30-37-41-45-51
SOUND PRESSURE LEVEL (dBA)	Cooling - SLo-Lo-Mid-Hi-SHi	21-26-30-35-40	21-26-30-35-42	18-24-30-36-42	18-24-30-36-42	21-29-34-38-42	28-33-36-40-44	30-37-41-45-48	30-37-41-45-49
		59	60	57	57	57	58	65	65
SOUND POWER LEVEL (dBA)		59	60	57	57	57	58	65	65
DIMENSIONS (mm)	Width x Depth x Height	760 x 178 x 250	760 x 178 x 250	798 x 245 x 299	798 x 245 x 299	798 x 245 x 299	798 x 245 x 299	1100 x 257 x 325	1100 x 257 x 325
WEIGHT (kg)		8.2	8.2	10.5	10.5	10.5	10.5	16	17
ELECTRICAL SUPPLY		Fed by Outdoor Unit	Fed by Outdoor Unit	Fed by Outdoor Unit	Fed by Outdoor Unit	Fed by Outdoor Unit	Fed by Outdoor Unit	Fed by Outdoor Unit	Fed by Outdoor Unit
FUSE RATING (BS88) - HRC (A)		6	6	6	6	6	6	6	6
INTERCONNECTING CABLE No. CORES		4	4	4	4	4	4	4	4

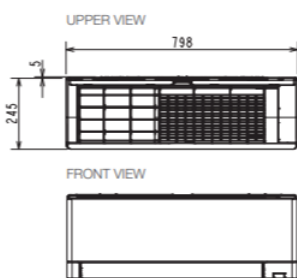
MUZ-AP / MUZ-AY OUTDOOR UNITS		MULTI-SPLIT ONLY	MUZ-AP20VG	MUZ-AY25VG	MUZ-AY35VG	MUZ-AY42VG	MUZ-AY50VG	MUZ-AP60VG	MUZ-AP71VG
SOUND PRESSURE LEVEL (dBA)	Heating/Cooling	-	48 / 47	48 / 47	50 / 49	51 / 50	52 / 52	57 / 56	55 / 55
SOUND POWER LEVEL (dBA)	Cooling	-	59	59	61	61	64	65	65
WEIGHT (kg)		-	31	31	31	34	40.5	40	55
DIMENSIONS (mm)	Width x Depth x Height	-	800 x 285 x 550	800 x 285 x 550	800 x 285 x 550	800 x 285 x 550	800 x 285 x 714	800 x 285 x 714	840 x 330 x 880
ELECTRICAL SUPPLY		-	220-240V, 50Hz	220-240V, 50Hz	220-240V, 50Hz	220-240V, 50Hz	220-240V, 50Hz	220-240V, 50Hz	220-240V, 50Hz
PHASE		-	Single	Single	Single	Single	Single	Single	Single
SYSTEM POWER INPUT (kW)	Heating/Cooling (nominal)	-	0.60 / 0.46	0.78 / 0.60	1.03 / 0.99	1.39 / 1.30	1.47 / 1.54	1.67 / 1.59	2.12 / 2.01
	Heating/Cooling (UK)	-	0.52 / 0.38	0.70 / 0.50	0.93 / 0.83	1.25 / 1.08	1.32 / 1.28	1.51 / 1.33	1.91 / 1.68
STARTING CURRENT (A)		-	3.2	3.6	4.7	6.1	6.9	7.4	9.3
SYSTEM RUNNING CURRENT (A)	Heating/Cooling [MAX]	-	3.2 / 2.6 [7.0]	3.6 / 2.9 [7.06]	4.7 / 4.5 [8.46]	6.1 / 5.8 [9.9]	6.5 / 6.9 [13.8]	7.4 / 7.1 [14.0]	9.3 / 8.8 [16.4]
FUSE RATING (BS88) - HRC (A)		-	10	10	10	10	16	16	20
MAINS CABLE No. CORES		-	3	3	3	3	3	3	3
MAX PIPE LENGTH (m)		-	20	20	20	20	20	30	30
MAX HEIGHT DIFFERENCE (m)		-	12	12	12	12	12	15	15
CHARGE REFRIGERANT (kg) / CO ₂ EQUIVALENT (t) - R32 (GWP 675) - 7m		-	0.55 / 0.38	0.55 / 0.37	0.55 / 0.37	0.70 / 0.47	1.00 / 0.68	1.05 / 0.71	1.50 / 1.02
MAX ADDITIONAL REFRIGERANT (kg) / CO ₂ EQUIVALENT (t) - R32 (GWP 675)		-	0.26 / 0.18	0.26 / 0.18	0.26 / 0.18	0.26 / 0.18	0.26 / 0.18	0.30 / 0.21	0.30 / 0.21

DIMENSIONS

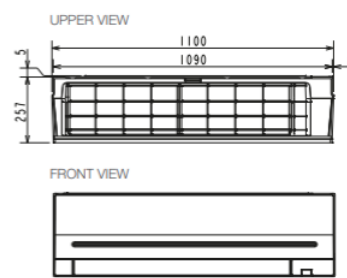
MSZ-AP15-20VGK



MSZ-AY25-50VGK



MSZ-AP60-71VGK



Country of origin: United Kingdom - Italy - Turkey - Japan - Thailand - Malaysia. ©Mitsubishi Electric Europe 2023. Mitsubishi and Mitsubishi Electric are trademarks of Mitsubishi Electric Europe B.V. The company reserves the right to make any variation in technical specification to the equipment described, or to withdraw or replace products without prior notification or public announcement. Mitsubishi Electric is constantly developing and improving its products. All descriptions, illustrations, drawings and specifications in this publication present only general particulars and shall not form part of any contract. All goods are supplied subject to the Company's General Conditions of Sale, a copy of which is available on request. Third-party product and brand names may be trademarks or registered trademarks of their respective owners.

Note: Refer to 'Installation Manual' and 'Instruction Book' for further 'Technical Information'. The fuse rating is for guidance only and please refer to the relevant databook for detailed specification. It is the responsibility of a qualified electrician/electrical engineer to select the correct cable size and fuse rating based on current regulation and site specific conditions. Mitsubishi Electric's air conditioning equipment and heat pump systems contain a fluorinated greenhouse gas, R410A (GWP:2088), R32 (GWP:675), R407C (GWP:1774), R134a (GWP:1430), R513A (GWP:631), R454B (GWP:466), R1234ze (GWP:7) or R1234yf (GWP:4). *These GWP values are based on Regulation (EU) No 517/2014 from IPCC 4th edition. In case of Regulation (EU) No 626/2011 from IPCC 3rd edition, these are as follows. R410A (GWP:1975), R32 (GWP:550), R407C (GWP:1650) or R134a (GWP:1300).

Effective as of April 2023

